

Your Journey Starts Here

Thank you for making the decision to order your
Soap Saves Lives School Kits Box!

Your box:

- Provides hope and much-needed school supplies to students in need.
- Is a unique opportunity to safely serve your community.



Ready to get started? Visit our website for everything you need to make it a successful build:

<https://cleantheworld.org/soapsaveslives-schoolkits-impact/>



Provide hope and much-needed supplies to students in need.



Handwashing with soap is the best way to prevent hygiene-related illnesses

Your Soap Saves Lives School Kits Box contains everything needed to provide a student in need with essential school supplies, including hand sanitizer/wipes to keep them healthy at school and a bar of soap for use at home.



Give back to your community



The Clean the World team is here to help you make your build engaging and fun.

Please take a few minutes to read through this guide complete with tips and best practices for success.



Don't forget to share pictures of your build on social media! Don't forget to tag us on Social Media.

**#SoapSavesLivesBox #Morethanakit
#LoveServeImpact**

SET UP YOUR BUILD IN 5 EASY STEPS

1 Plan Ahead

Make your build engaging and fun by playing music, providing snacks and drinks, and dressing the part!

- Use the notecards provided or make your own ([download](#))
- Charge your phone for pictures
- Make your own photo booth props (optional)
- Wear a Wash Your Hands, Bro™ Tshirt ([check out our shop](#))
- Get your music playlist ready





Clean the World is here to help! Visit our website for everything you need to make it a successful build:
cleantheworld.org/soapsaveslives-schoolkits-impact/

2 Gather Supplies

To make your build a success, please have the following supplies on hand:

- Colored Markers or Crayons
- Packing Tape
- Table & Tablecloth
- Scissors
- Trash Bags
- Gloves & Masks



Your SOAP SAVES LIVES SCHOOL KITS BOX will arrive at your doorstep in 7 to 10 days. Open it carefully as you will use it again to pack up your assembled kits. Inside, you will find white boxes containing enough supplies to assemble your school kits. Please note: you may receive extra items in your SOAP SAVES LIVES SCHOOL KITS BOX to ensure you have enough supplies.



Please contact Clean the World with any questions –
impact@cleantheworld.org

SET UP YOUR BUILD IN 5 EASY STEPS

3 Prepare Your Room

We suggest using a table or counter top to line up your display boxes. Always start with backpacks. The rest of the stations can be arranged based on your preference. After you unpack your SOAP SAVES LIVES SCHOOL KITS BOX, place it at the end of the table to collect the finished school kits. You will use this box to distribute your kits to the charity.

Soap flakes may get onto the outside of the display boxes during shipping, so we suggest placing a tablecloth down first to protect your furniture.

Wash your hands and carefully open your SOAP SAVES LIVES SCHOOL KITS BOX—you will be using it again to pack your completed school kits in! Next, take out each of the small boxes and line up everything on your table or counter.

At the beginning of the line should be your empty backpacks. The rest is up to you! Place your empty SOAP SAVES LIVES SCHOOL KITS BOX at the end of the table to collect your assembled kits.



Here's how we recommend you set up your table (example only - some products may vary):

Clean the World recommends that each table is at least 3 feet apart to maintain safe social distancing.

HAND
SANITIZING
STATION

HAND
SANITIZING
STATION

Backpacks Soap Bars Rulers Pencils Erasers Pencil Sharpeners Glue Sticks Highlighters Hand Sanitizer/Wipes Notebooks Note Cards

3 Feet Apart

Backpacks Soap Bars Rulers Pencils Erasers Pencil Sharpeners Glue Sticks Highlighters Hand Sanitizer/Wipes Notebooks Note Cards

SOAP SAVES
LIVES BOX

SOAP SAVES
LIVES BOX

*We rely on donations! Your SOAP SAVES LIVES SCHOOL KITS BOXES contain an assortment of donated products and the contents of each box will vary depending on our inventory.

SET UP YOUR BUILD IN 5 EASY STEPS

4 Create Your Display

White display boxes are easy to assemble. Simply open the box and carefully push through the pre-cut top. Then fold down into the box. Once the white display boxes are set, place the SOAP SAVES LIVES SCHOOL KITS BOX at the end of the table for the assembled or finished kits. Don't forget to supply tape to pack up the boxes.

Print out notecards from the Clean the World website or use the supplied 3x5" notecard (if applicable). Start thinking about inspirational messages you want to add to your cards. This is a great way to spread love to the individuals receiving the kits.

DOWNLOAD NOTECARDS



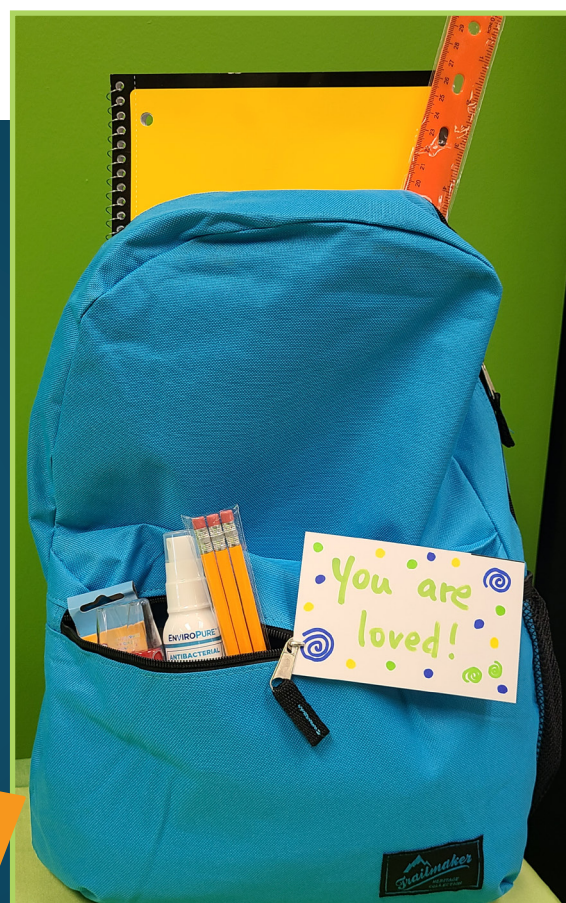
5 Start Packing

Package one of each item into a backpack, and place your completed kit into your now empty SOAP SAVES LIVES SCHOOL KITS BOX. That's it!

Congrats!

You are ready for your build.

Your kit should look like this
(some products may vary)





INCREASE YOUR IMPACT SHARE ON SOCIAL

You can exponentially increase your impact by sharing your experience with your social network! All it takes is seeing one post to inspire family, friends or co-workers to take action and get involved! Share how your event went and who you donated your kits to. It's that easy!

You can use the following hashtags:

#soapsaveslivesbox
#washyourhandsbro
#CleantheWorld

Tag @CleantheWorld on [Facebook](#)/[Twitter](#) and @clean_the_world on [Instagram](#) so we can follow along! Don't forget to check out our [Impact Gallery](#) to see updates on the difference we are making together.



REUSE OR RECYCLE YOUR DISPLAY BOXES

Please reuse or recycle your white display boxes. At Clean the World, we love sustainability so check out some great ways to reuse your display boxes!

- Create a planter or weed barrier
- Use it for storage or a desk organizer
- Paint it or customize for a future display
- Be creative



Celebrate, and let us know how it went!

We'd appreciate any feedback you have to make it an even **better** experience for you next time.



Questions?

Contact us at impact@cleantheworld.org
or 407-574-8353 option 4